

MONTHLY BULLETIN











MARET 2023





















erdikha
sekuritas

Member of Indonesia Stock Exchange

Kalender Ekonomi Indonesia

Wednesday March 01 2023				Actual	Previous	Consensus	Forecast	
07:30 AM	 ID	S&P Global Manufacturing PMI FEB		51.2	51.3		51.8	
11:00 AM	 ID	Inflation Rate YoY FEB		5.47%	5.28%	5.44%	5.3%	
11:00 AM	 ID	Inflation Rate MoM FEB		0.16%	0.34%	0.11%	0.3%	
11:00 AM	 ID	Core Inflation Rate YoY FEB		3.09%	3.27%	3.26%	3.2%	
12:00 PM	 ID	Tourist Arrivals YoY JAN		503.34%	447.08%		520.0%	
Tuesday March 07 2023				Actual	Previous	Consensus	Forecast	
10:00 AM	 ID	Foreign Exchange Reserves FEB		\$140.3B	\$139.4B		\$139.0B	
Wednesday March 08 2023				Actual	Previous	Consensus	Forecast	
10:00 AM	 ID	Consumer Confidence FEB		122.4	123.0		124	
Thursday March 09 2023				Actual	Previous	Consensus	Forecast	
11:00 AM	 ID	Retail Sales YoY JAN		-0.6%	0.7%			
Friday March 10 2023				Actual	Previous	Consensus	Forecast	
06:25 PM	 ID	Car Sales YoY FEB		7.4%	11.8%			

Kalender Ekonomi Indonesia

Sunday March 12 2023			Actual	Previous	Consensus	Forecast
06:10 PM	 ID	Motorbike Sales YoY FEB	56.3%	37%		
Wednesday March 15 2023			Actual	Previous	Consensus	Forecast
11:00 AM	 ID	Balance of Trade FEB	\$5.48B	\$3.88B 	\$3.27B	\$3.5B 
11:00 AM	 ID	Exports YoY FEB	4.51%	16.43% 	5%	
11:00 AM	 ID	Imports YoY FEB	-4.32%	1.27%	9.74%	
Thursday March 16 2023			Actual	Previous	Consensus	Forecast
02:20 PM	 ID	Loan Growth YoY FEB	10.64%	10.53%		
02:30 PM	 ID	Interest Rate Decision	5.75%	5.75%	5.75%	5.75% 
02:30 PM	 ID	Lending Facility Rate MAR	6.5%	6.5%	6.5%	6.5% 
02:30 PM	 ID	Deposit Facility Rate MAR	5%	5%	5%	5% 
Friday March 24 2023			Actual	Previous	Consensus	Forecast
10:00 AM	 ID	M2 Money Supply YoY FEB	7.9%	8.2%		

Kinerja Indeks Global

No	Negara	YTD	1M	3M	6M	1Y
Global Market						
1	Dow Jones (US)	2.47%	-1.83%	-0.38%	-13.65%	4.22%
2	S&P 500 (US)	-6.94%	-3.84%	-6.57%	-12.74%	10.25%
3	Nasdaq (US)	-17.59%	-9.43%	-17.01%	-16.77%	12.57%
4	London (UK)	-9.23%	-5.34%	-9.30%	-3.05%	1.25%
5	DAX (GR)	-9.98%	-2.07%	-10.91%	-22.49%	-7.77%
6	CAC (FP)	-3.35%	-1.20%	-11.59%	-21.31%	-9.05%
Asia Market						
1	Nikkei (JP)	-6.65%	-1.87%	-6.94%	-7.50%	-0.78%
2	Hang Seng (HK)	-1.25%	1.08%	-3.03%	-15.57%	7.83%
3	Sanghai (CN)	-4.78%	1.21%	-5.61%	-7.59%	-0.63%
4	Shenzhen (CN)	2.35%	1.48%	-7.27%	-9.89%	1.19%
ASEAN Market						
1	Singapore (SG)	-0.40%	-0.12%	-0.23%	-3.95%	4.59%
2	Kuala Lumpur (MK)	4.72%	1.94%	5.12%	-1.97%	11.58%
3	Thailand (TH)	4.76%	0.67%	3.70%	-1.22%	5.35%
4	Vietnam (VN)	-2.46%	-3.66%	-6.38%	7.30%	40.50%
5	Philippines (PH)	1.33%	1.65%	1.03%	-11.67%	10.83%
Indonesia Market						
1	JCI / IHSG (ID)	-2.96%	0.58%	0.67%	3.46%	3.91%
2	JII / ISSI (ID)	2.80%	0.10%	3.06%	-3.39%	-5.38%
3	IDX30 (ID)	-0.29%	0.82%	-0.03%	9.48%	11.85%
4	LQ45 (ID)	-0.28%	0.87%	-0.05%	7.87%	9.10%

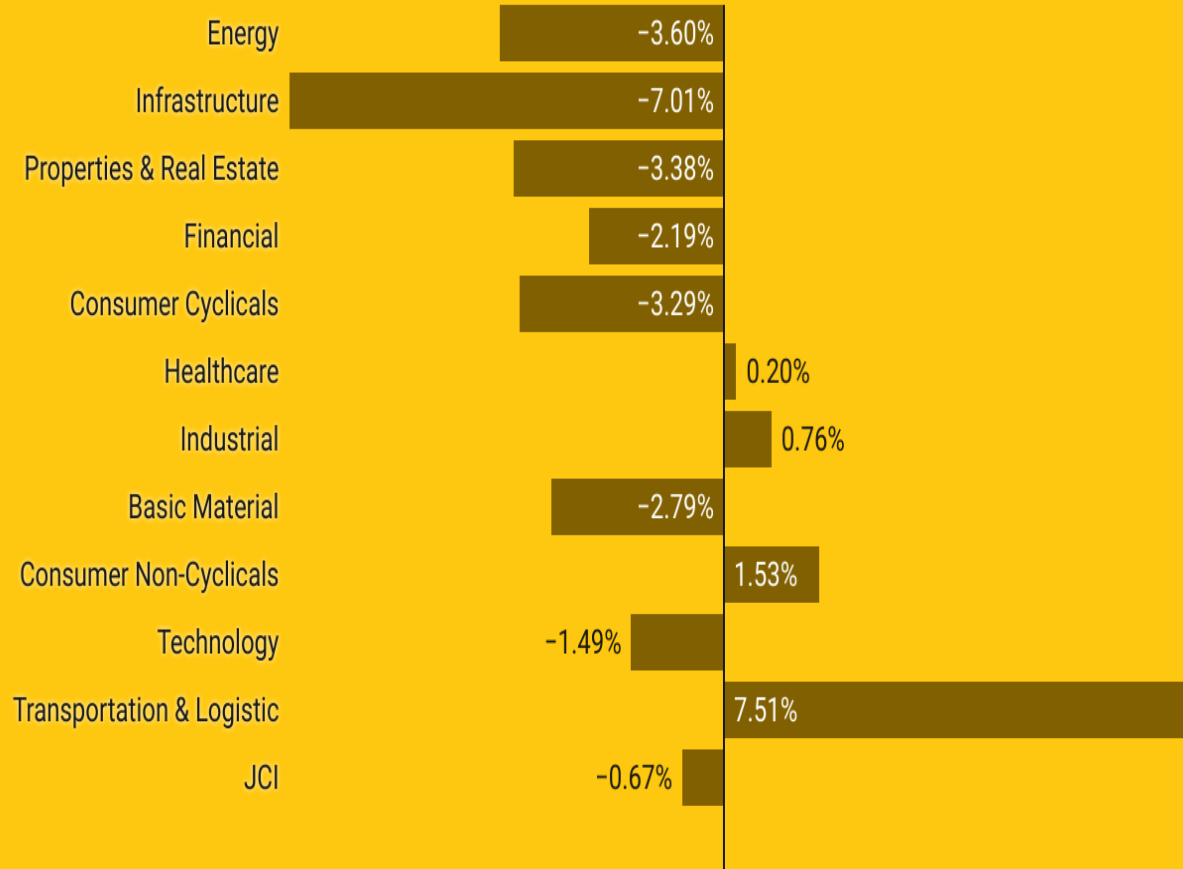
Pergerakan IHSG



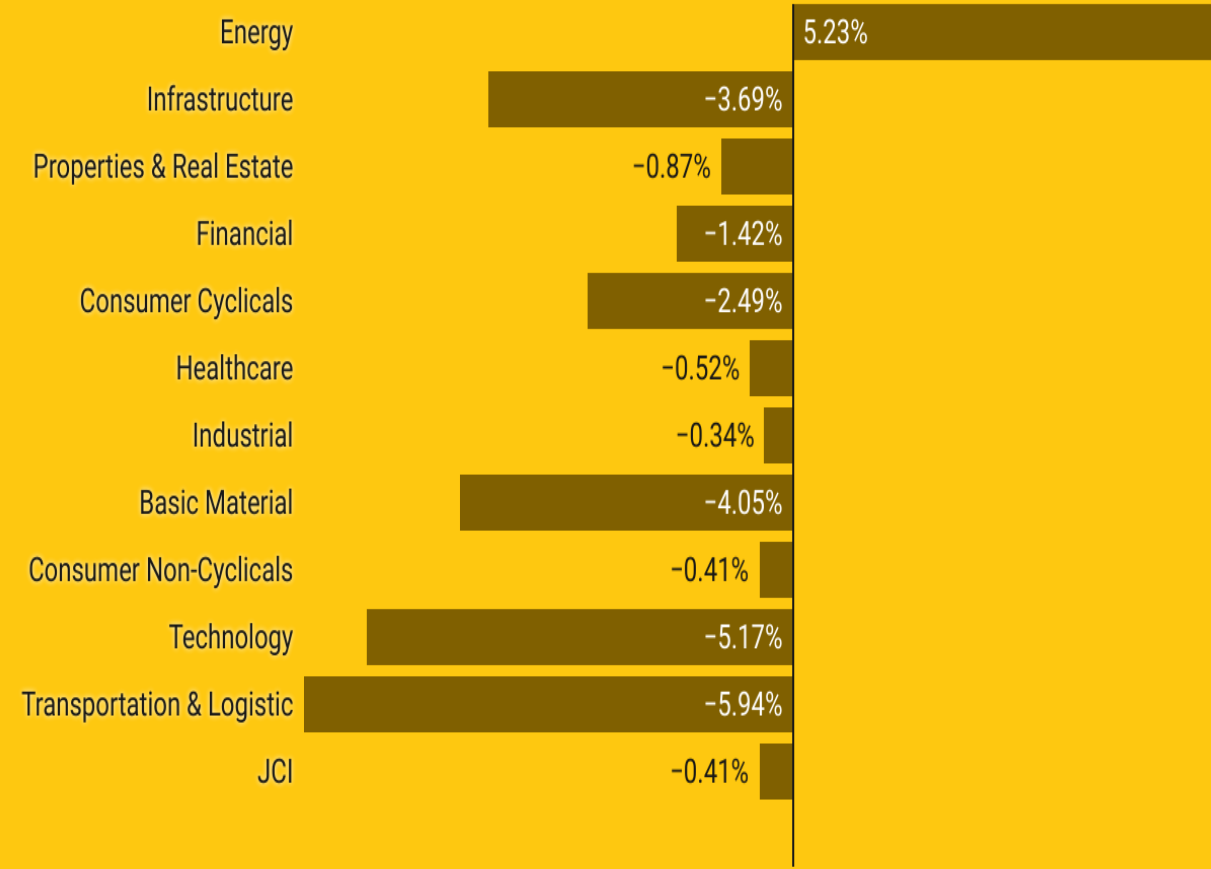
Sumber: Trading View, Divisi Riset Erdikha

Kinerja Indeks Sektoral

Ytd Maret 2023 (%)



Month to Date Maret 2023 (%)



Pergerakan Harga Komoditas



Transaksi

Instrumen	Volume	Nilai (Rp)	Freq. (x)
Stock	400,794,481,763	240,344,945,192,699	27,054,774
Rights	62,500	62,500	5
Warrants	60,940,646,385	1,670,169,012,898	1,926,495
Structured Warrants	859,505,900	139,476,331,200	28,621
ETF's	11,587,500	10,934,145,500	3,112
REITs	1,672,300	207,357,500	1,733
DINFRA	-	-	-
Futures (Contracts)	164	7,986,410,000	115
Options (Contracts)	-	-	-
Total	462,607,956,512	242,173,718,512,297	29,014,855

Transaksi Asing	Volume	Nilai (Rp)	Freq. (x)
Buy	108,579,807,938	101,941,121,205,907	3,303,339
Sell	102,962,952,632	79,098,446,153,101	3,964,301
Net	211,542,760,570	181,039,567,359,008	

*Data transaksi di atas merupakan hasil akumulasi dari tanggal 27 Feb – 31 Mar 2023

Pencatatan Saham

Tanggal IPO	Kode Saham	Nama Perusahaan	Sektor	Sub Sektor	Harga IPO	Harga Penutupan	Perubahan
1-Mar-23	HILL	Hillcon Tbk	Energy	Oil, Gas & Coal	1,250	1,330	6.40%
3-Mar-23	BDKR	Berdikari Pondasi Perkasa Tbk	Infrastructures	Heavy Constructions & Civil	200	230	15.00%
6-Mar-23	PTMP	Mitra Pack Tbk	Industrials	Industrial Goods	120	143	19.17%
8-Mar-23	CUAN	Petrindo Jaya Kreasi Tbk	Energy	Oil, Gas & Coal	220	274	24.55%
8-Mar-23	SAGE	Saptausaha Gemilangindah Tbk	Properties & Real Estate	Properties & Real Estate	100	135	35.00%
8-Mar-23	TRON	Teknologi Karya Digital Nusa Tbk	Technology	Software & IT Services	180	236	31.11%
10-Mar-23	NSSS	Nusantara Sawit Sejahtera Tbk	Consumer Non-Cyclicals	Food & Beverage	127	135	6.30%
30-Mar-23	GTRA	Grahaprima Suksesmandiri Tbk	Transportation & Logistic	Logistics & Deliveries	150	202	34.67%

DISCLAIMER ON

Investasi maupun perdagangan (trading) Efek berpotensi memberikan keuntungan, sekaligus mengandung risiko. Setiap keputusan investasi dan trading merupakan tanggung jawab masing-masing individu yang membuat keputusan tersebut. Harap berinvestasi sesuai profil risiko pribadi.

www.erdikha.com

Telp: +62 21 3983 6420 | Fax: +62 21 3983 6422 |

Email: admin.aonline@erdikha.com | Instagram: [@erdikhaelitsekuritas](https://www.instagram.com/erdikhaelitsekuritas)

PT Erdikha Elit Sekuritas terdaftar dan diawasi oleh Otoritas Jasa Keuangan